


• kettingkaarten

Dit zijn je kettingkaarten.
Knip ze uit en gebruik ze om
je kettingreactie te ontwerpen.
Gebruik de kaartjes samen
met het ontwerpvel.


Uitleg en voorbeelden:
[https://lekkersamenklooi.nl/
category/maakchallenge/](https://lekkersamenklooi.nl/category/maakchallenge/)



0. de basis: domino!




1. hefboom



2. ijsblokje



3. kaars



4. ballon



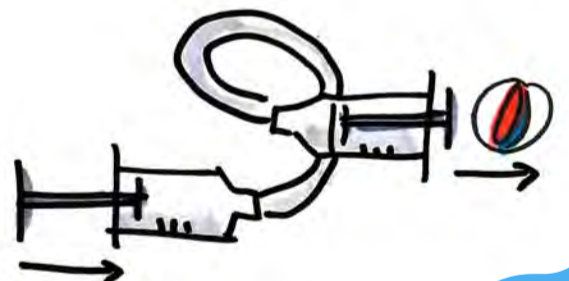
5. uitschuifarm




6. explosie



7. luchtdruk




8. geheugenmetaal



9. geperste potgrond



10. gist




• kettingkaarten

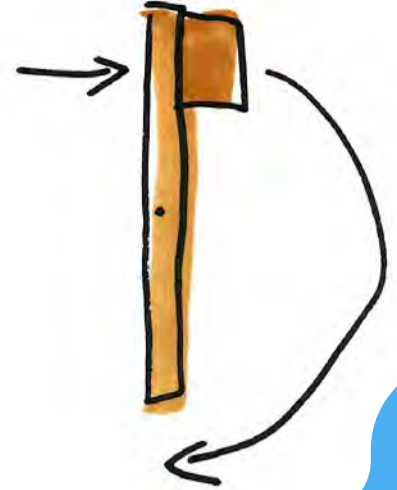
11. baking soda en azijn



12. vrij draaiende as




13. zwaaiarm




14. touw, stok



15. wip




16. kokers met gewicht



17. trillende telefoon



18. Bic



19. trechter



20. muizenval



21. fidget spinner



22. ventilator




• kettingkaarten

23. mentos en cola



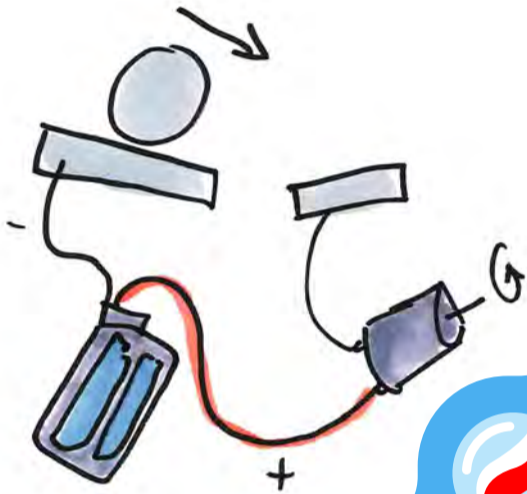
24. chocola en warmte



25. alufolie verbinding



26. alufolie en DC




27. alufolie en led




28. DC motor en ...




29. ketting (van paperclips)



30. micro:bit en servo



31. Makey Makey



32. pijpenragers



100. jouw eigen idee!



100. jouw eigen idee!

